



How to Share on Social Media



Table of Content

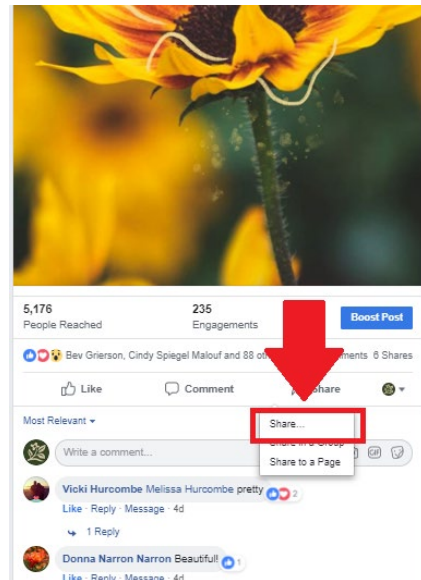
- FACEBOOK: How to Share 3
- INSTAGRAM: How to Share via Facebook 4
- INSTAGRAM: How to Share via Facebook Messenger 5
- INSTAGRAM: How to Share via Text Message 6
- INSTAGRAM: How to Share via E-Mail 7
- INSTAGRAM: How to Share via Twitter 8
- TWITTER: How to Share 9
- LINKEDIN: How to Share 10
- PINTEREST: How to Share 11

FACEBOOK: How to Share

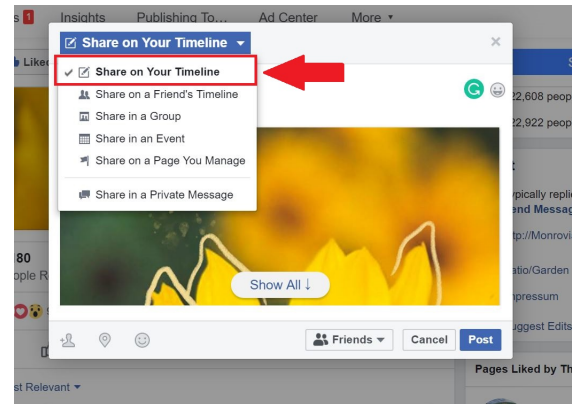
Resharing a post on Facebook is quick and easy! Just follow these simple steps:



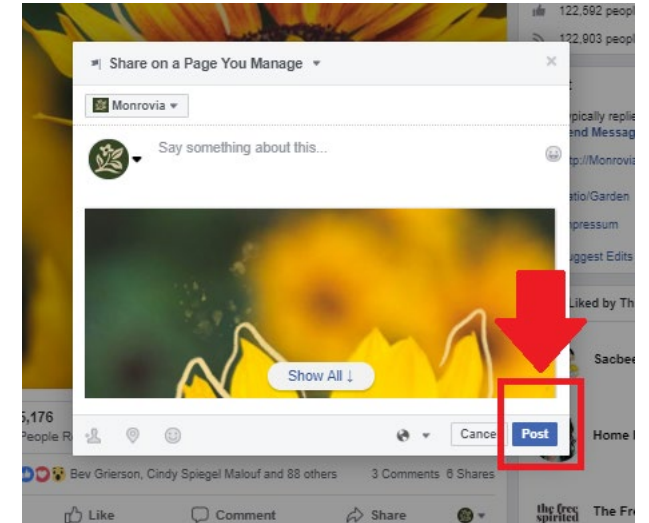
1. Choose any post you'd like to share from our [Monrovia Plants Facebook page](#).



2. Click on the "Share" icon.




3. After you click "Share," the dropdown menu should appear. Select the "Share..." option. A pop up of the content with a message box will appear. On the top left, select how you would like to share this post. We recommend to select "Share on Your Timeline."



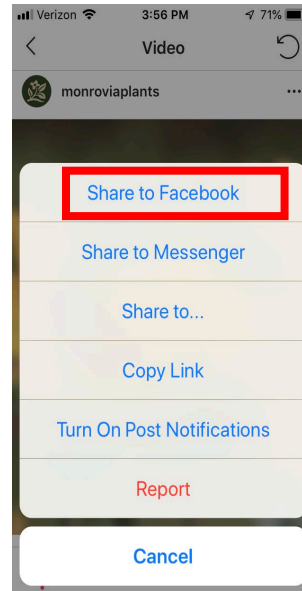
4. Feel free to say something about this shared post. If you prefer not to comment, click the "Post" icon. The shared post will immediately appear on your timeline.

INSTAGRAM: How to Share via Facebook

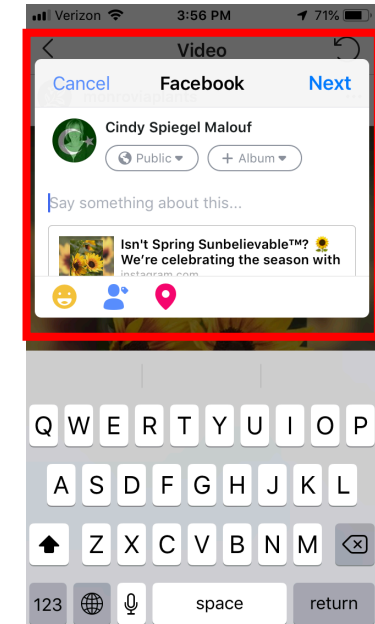
There's multiple ways to reshare a post on Instagram! Just follow these simple steps:



Find the Instagram post you want to share and click on the 3 dots upper right




This screen will show up with all sharing options, choose the one you want...



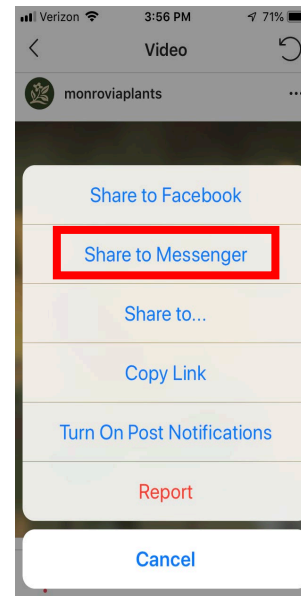
If you chose "Share to Facebook", you can add copy or just share (our copy will feed into your share)

INSTAGRAM: How to Share via Facebook Messenger

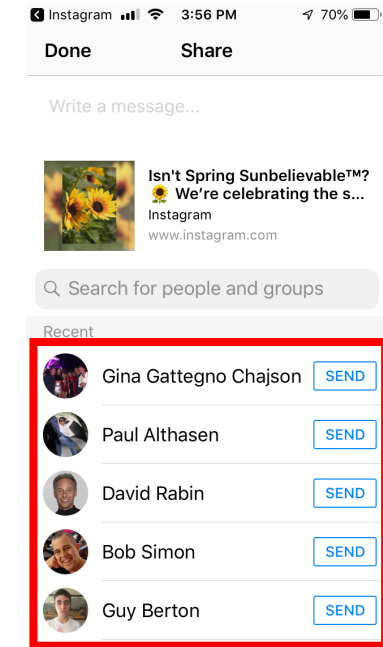
There's multiple ways to reshare a post on Instagram! Just follow these simple steps:



Find the Instagram post you want to share and click on the 3 dots upper right



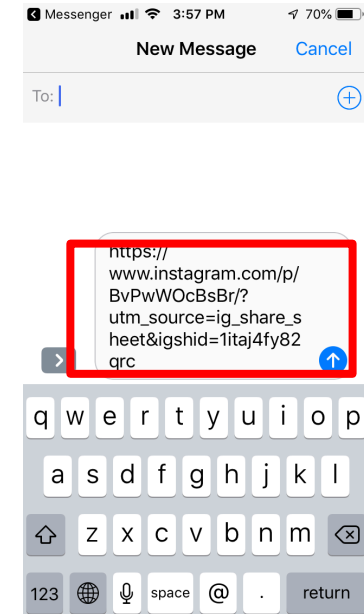
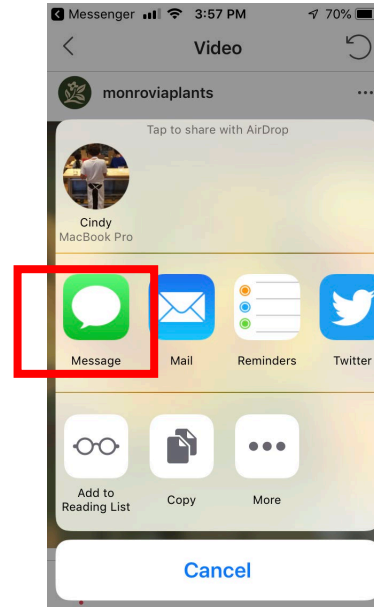
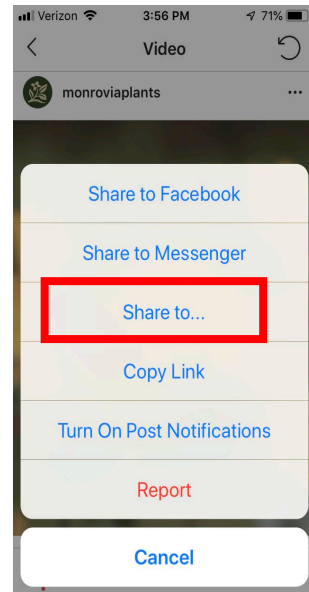

This screen will show up with all sharing options, choose the one you want...



If you chose "Share to Messenger," choose who you want to share with, you can add copy or just share (our copy will feed into your share)

INSTAGRAM: How to Share via Text Message

There's multiple ways to reshare a post on Instagram! Just follow these simple steps:



Find the Instagram post you want to share and click on the 3 dots upper right

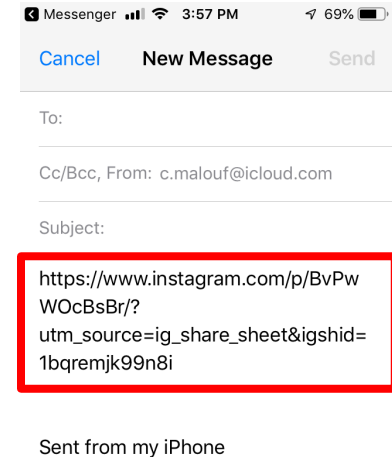
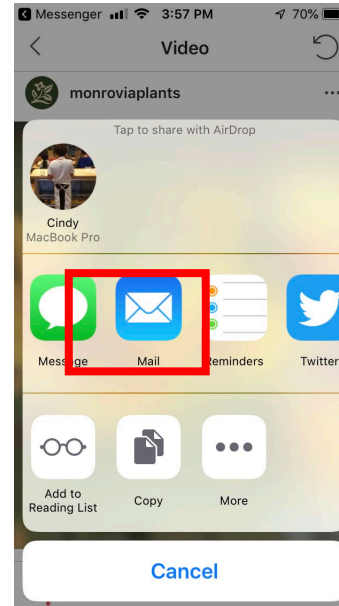
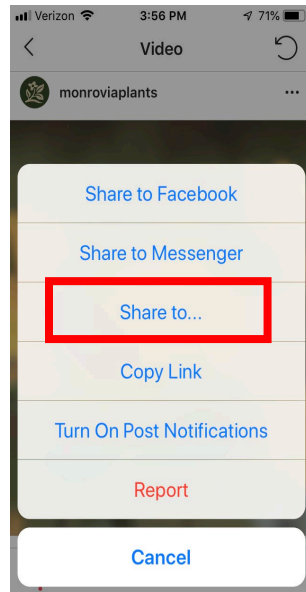

This screen will show up with all sharing options, choose the one you want...

If you chose "Share to...", you can share to text.

If you chose the message icon, you can send the file through text, the URL will translate with an image when sent.

INSTAGRAM: How to Share via E-Mail

Resharing a post on Instagram is quick and easy! Just follow these simple steps:



Find the Instagram post you want to share and click on the 3 dots upper right


This screen will show up with all sharing options, choose the one you want...

If you chose the email icon, you can send the file through email, the URL will translate with an image when sent.

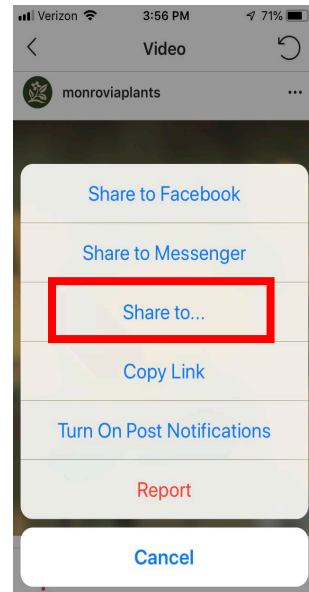
If you chose the email icon, you can send the file through email, the URL will translate with an image when sent.

INSTAGRAM: How to Share via Twitter

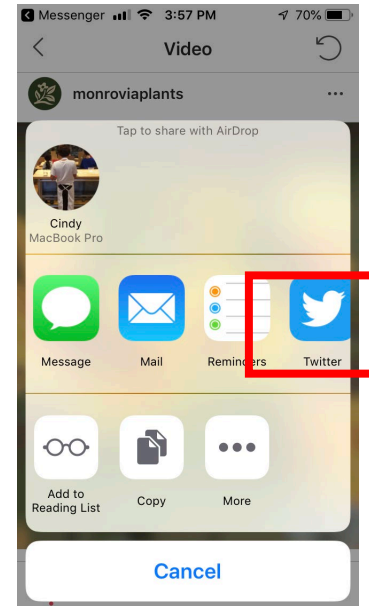
There's multiple ways to reshare a post on Instagram! Just follow these simple steps:



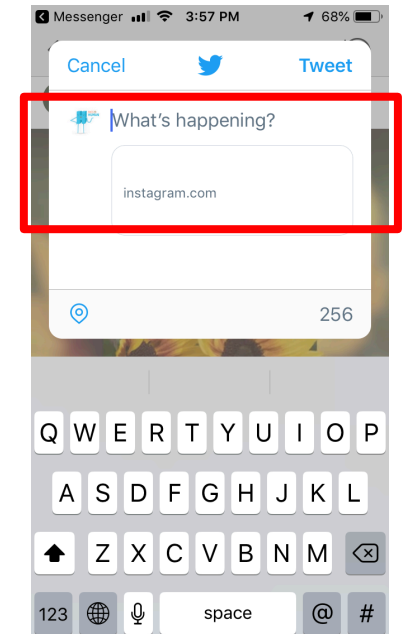
Find the Instagram post you want to share and click on the 3 dots upper right



This screen will show up with all sharing options, choose the one you want...



If you chose the email icon, you can send the file through email, the URL will translate with an image when sent.

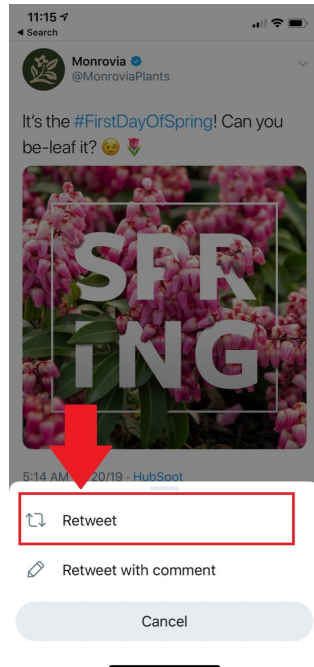


If you chose the twitter icon, you can send the file through twitter, the post will show up as an image on your twitter feed.

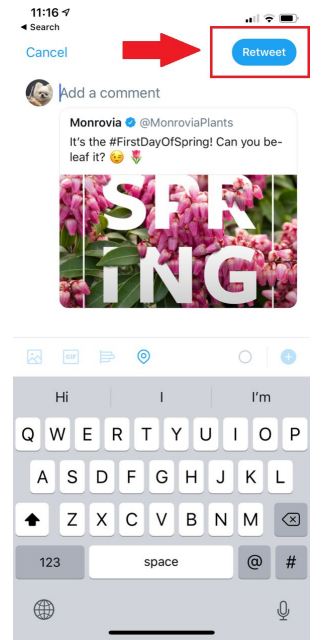
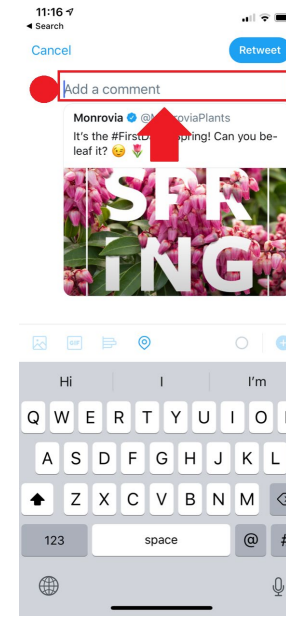
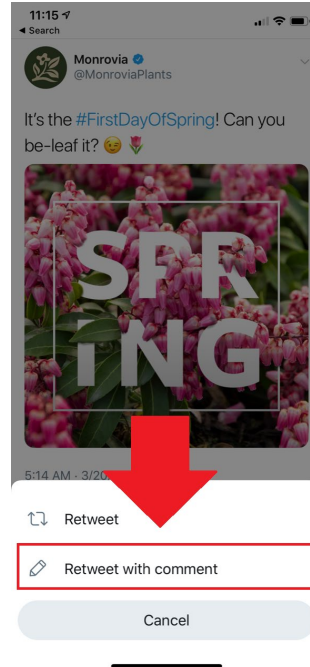


TWITTER: How to Share

Resharing a post on Twitter takes seconds! Just follow these simple steps:



OR



1. Choose any post you'd like to share from our [Monrovia Plants Twitter page](#). Click on the "Retweet" icon.

2. Click the "Retweet" option. The post will immediately appear on your Twitter feed.

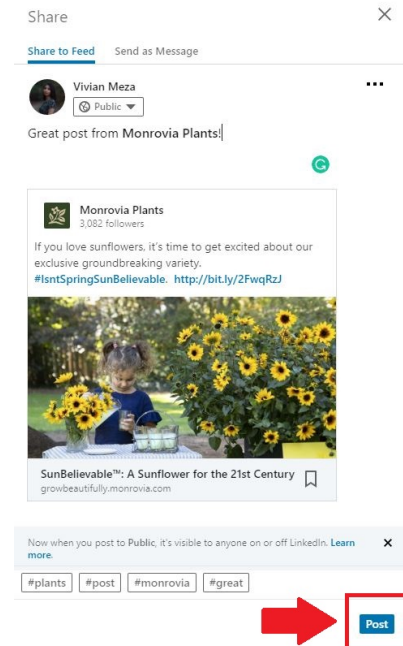
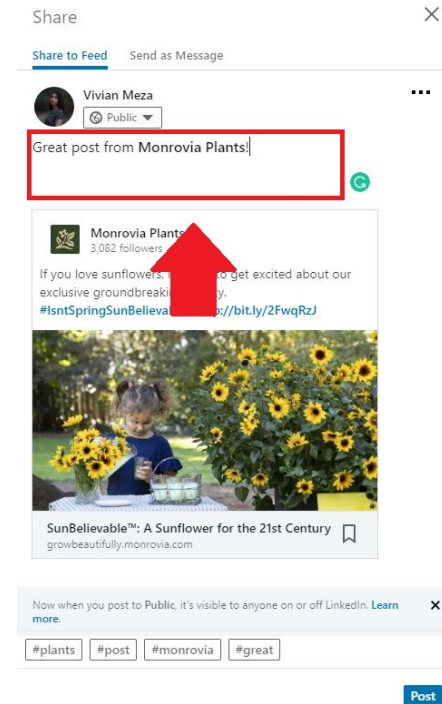
3. If you'd like to add a comment to the retweet, select the "Retweet with comment" option.

4. Then, add your comment in the comment box provided.

5. After you add your comment, click "Retweet." The post with your comment will immediately appear on your Twitter feed.

LINKEDIN: How to Share

Resharing a post on LinkedIn is quick and straight to the point! Just follow these simple steps:




1. Choose any post you'd like to share from our [Monrovia Plants LinkedIn page](#). Click on the "Share" button.

2. After clicking "Share," a "Share to Feed" pop-up will appear. Write a comment and insert @Monrovia Plants.


3. Once your comment is completed, click on the "Post" button. The post will immediately appear on your feed.

PINTEREST: How to Share

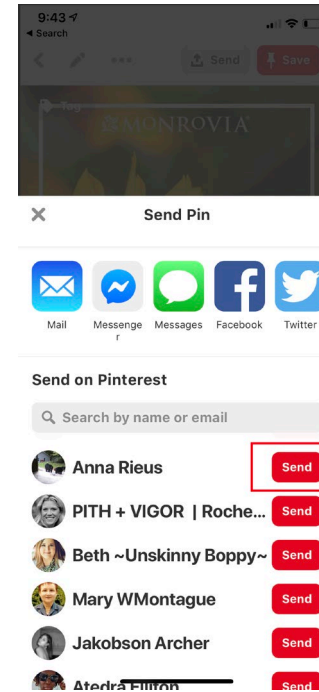
Resharing a post on Pinterest is quick and straight to the point! Just follow these simple steps:



1. Open the pin you'd like to share.

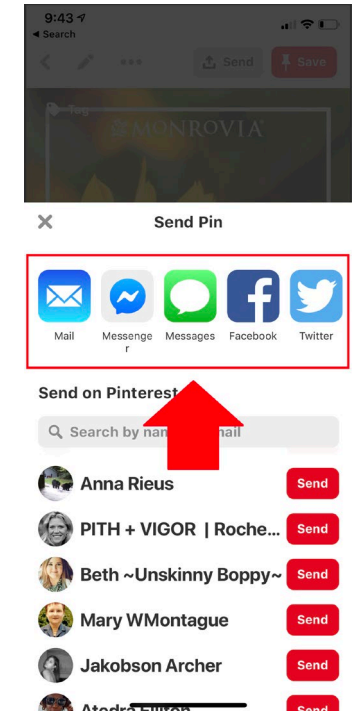


2. Click the "Send" icon, located on the top right.



3. Search and select your recipients and select "Send."

OR



4. Select how you'd like to send the pin.